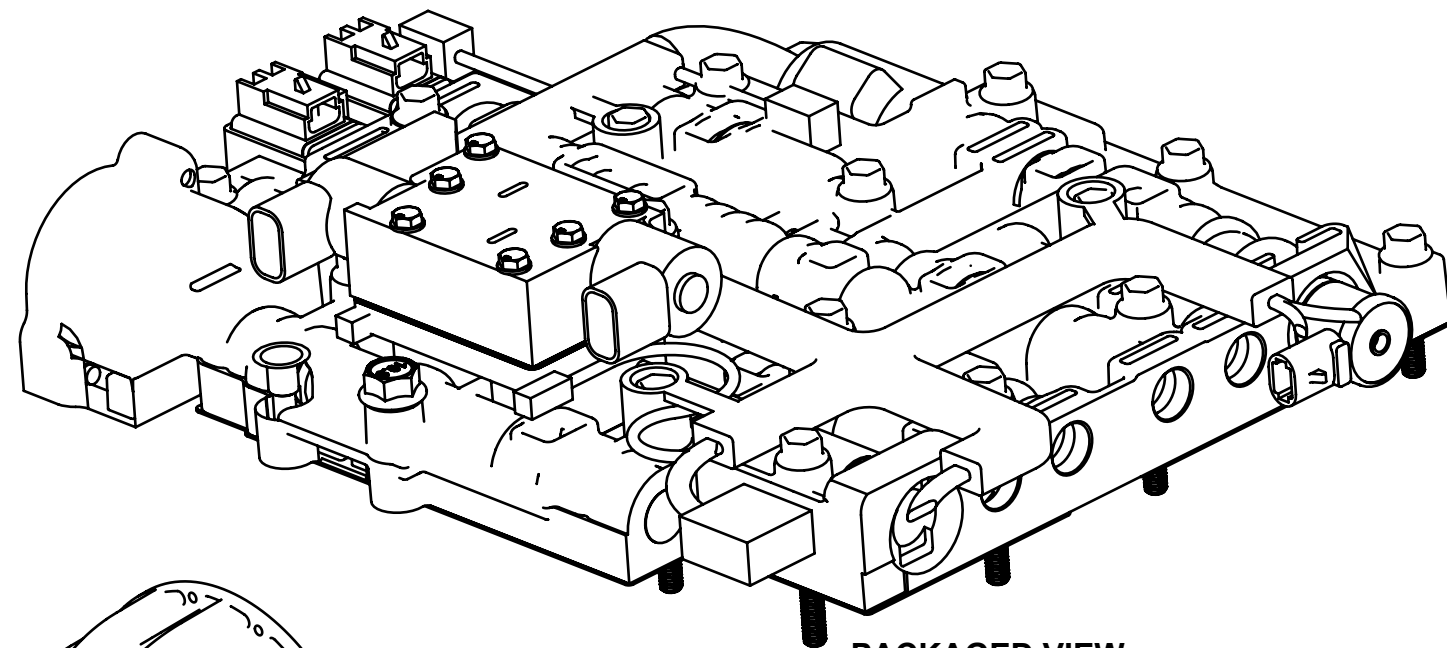


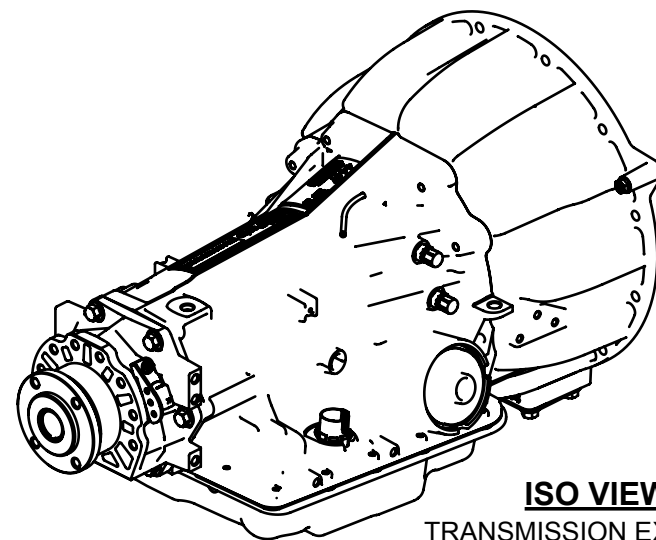
BOM #	DESCRIPTION	PCS PART #	QTY
1	ERF MAIN VALVE - 3 LOBE	VBM1049	1
2	ERF MAIN VALVE - 2 LOBE	VBM1048	1
3	4LHD ERF CLIP	VBM1047	1
4	INTERNAL HARNESS - GENIII ABUSE PROTECTION	VBM4075	1
5	GENIII AUX BLOCK ASSEMBLY	TRN0841	1
6	8680741 STOCK VB BOLT	N/A	1

NOTES:

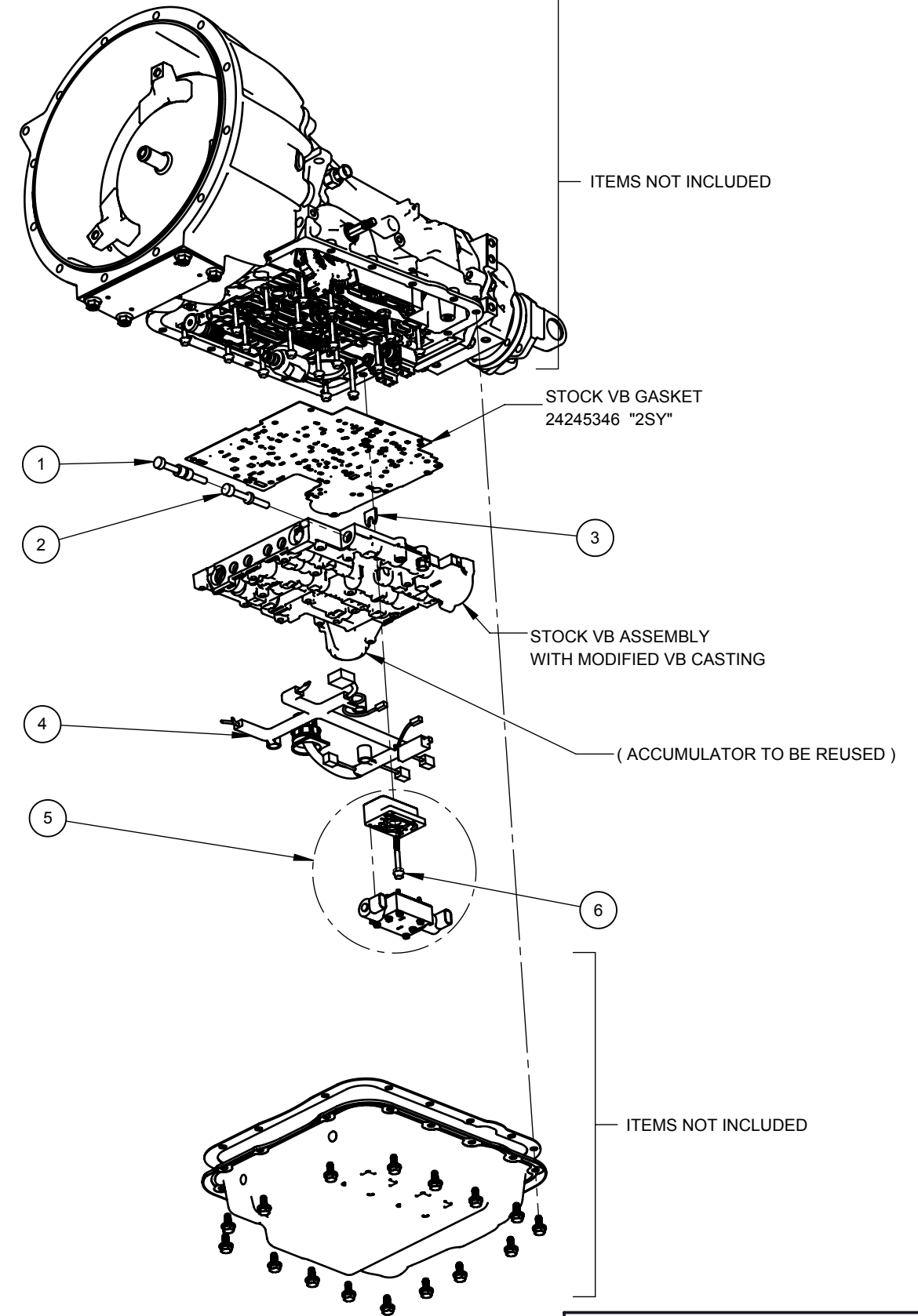
- THIS KIT "TRN0522" IS TO INCLUDE ALL STOCK COMPONENTS FROM THE "2SY" GASKET DOWN, WITH EXCEPTION TO THE VALVEBODY BOLTS (8680741) AND 1-2 ACCUMULATOR (24220142), THESE ITEMS WILL STAY WITH THEIR RESPECTIVE TRANSMISSIONS.
- THE PCS COMPONENTS LISTED ABOVE ARE REPLACEMENTS / ADDITIONS TO THE STOCK COMPONENTS.
- ONE "VALVEBODY" (8680741) IS TO BE INCLUDED WITH THIS KIT (BOM # 6) AS GENII (2) UNITS REPLACED THESE.
- THE ERF MAIN VALVES (BOM ITEMS 1 AND 2) ARE TO BE INSTALLED FOR ENGINE-BRAKING AS SHOWN.
- THE SEVEN CHECK BALLS (AND ALL OTHER INTERNAL COMPONENTS) ARE TO REMAIN WITH THEIR RESPECTIVE VALVEBODY. A "CHECK-BALL-LOCATION" REFERENCE DIAGRAM IS TO BE INCLUDED WITH EACH KIT FOR THE INSTALLER SUCH AS **FIGURE 33** (PAGE 35) FROM THE 4L60-E TECHNICIAN'S GUIDE.
- AN "AUX-BLOCK-ASSEMBLY" REFERENCE DIAGRAM IS TO BE INCLUDED WITH EACH KIT, SUCH AS THE BOM FOR TRN0841.
- THE PACKAGED KIT IS TO BE TESTED USING STANDARD TRANSMISSION VERIFICATION PROCEDURES.
- THE KIT IS TO BE PACKAGED IN SUCH A MANNER THAN SHIPPING AND HANDLING SHALL NOT CAUSE ANY FORM OF DAMAGE THAT COULD ALTER THE FORM OR FUNCTION OF THE KIT.



PACKAGED VIEW
GENIII VB REPLACEMENT KIT
SCALE: 1:8



ISO VIEW
TRANSMISSION EXTERIOR
SCALE: 1:8



EXPLODED VIEW
INTERNAL COMPONENTS
SCALE: 1:8

USED ON		NEXT ASSEMBLY	

PROPRIETARY AND CONFIDENTIAL
THE INFORMATION CONTAINED IN THIS DRAWING IS THE SOLE PROPERTY OF PCS. ANY REPRODUCTION IN PART OR AS A WHOLE WITHOUT THE WRITTEN PERMISSION OF PCS IS PROHIBITED.

DRAWN BY	MFP	9/25/2017
ENG APPR.	AR	9/25/2017
DIMENSIONS ARE IN INCHES		
SCALE:	1:6	SHEET 1 OF 1

PCS Powertrain Control Solutions
Engineering the future of driveline control

DESCRIPTION
**4LHD GENIII (3) VALVEBODY
UPGRADE / REPLACEMENT KIT**

SIZE	DRAWING NO.	REV
B	TRN0522	A